

Quality CV writing

e-mail info@kathrynvdb.com



On average, employers take **6 seconds** to decide whether to read your CV or discard it.

KatyCan designs a completely new template on which all vital information will be correctly formatted for your preferred job market.

 **format**
necessary information


- date of birth
- email address
- cell number
- nationality
- location

Improve sentence construction & grammar.

Remove the objective







The CV is not about what you want from the employer, but rather about what you can offer the company.

customize 
Template

- to fit the market you are looking at (*Netherlands, UK, NZ etc.*)

Rewrite your professional profile without using the personal voice: this ensures an overview with the focus on your capabilities.

How *KatyCan* revamps your CV



Rewrite the introduction in third person and include a professional summary.

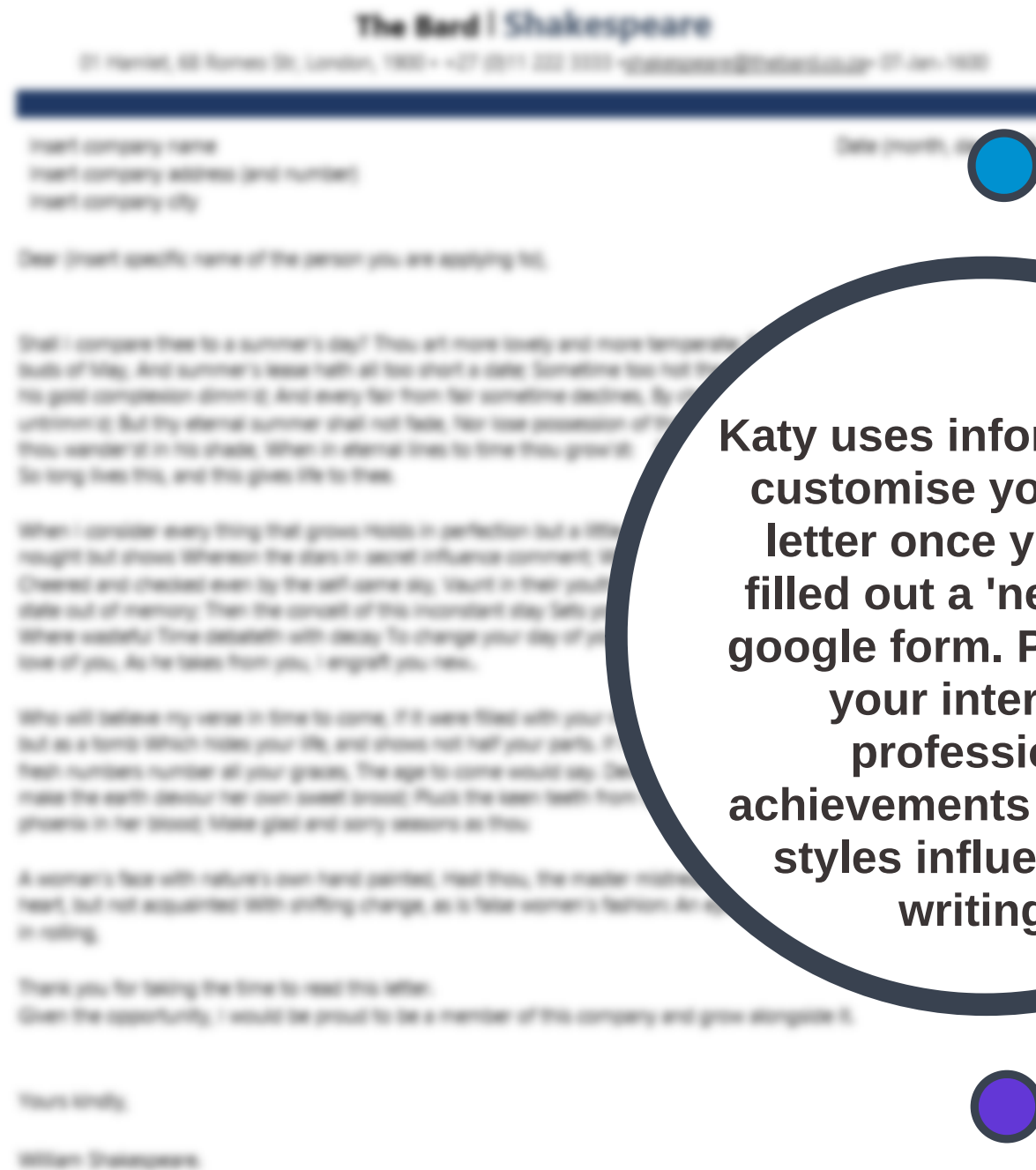
Advise on the font, spacing and typography.

Discuss the length of your document and suggest alternatives.



How *KatyCan* rewrites your Cover Letter

e-mail info@kathrynvdb.com for price



Katy uses information to customise your cover letter once you have filled out a 'new client' google form. Points like your interests, professional achievements and work styles influence her writing.

Use spacing so that the document is not one long hard-to-read paragraph.

Make sure that the Cover Letter has the same look as your CV.

Be creative, but professional by including your personal voice and character traits.

Explain how to correctly sign off and how to use the secret weapon of Post Scripts.

Get to the point of explaining your abilities without sounding rushed or demanding.

